

**IPHNWGP EG'QH'VJ G'U P VJ GVÆ'LG'V'QP'VJ G'HNQY  
 .....CTQWPF'VJ G'J WOR**

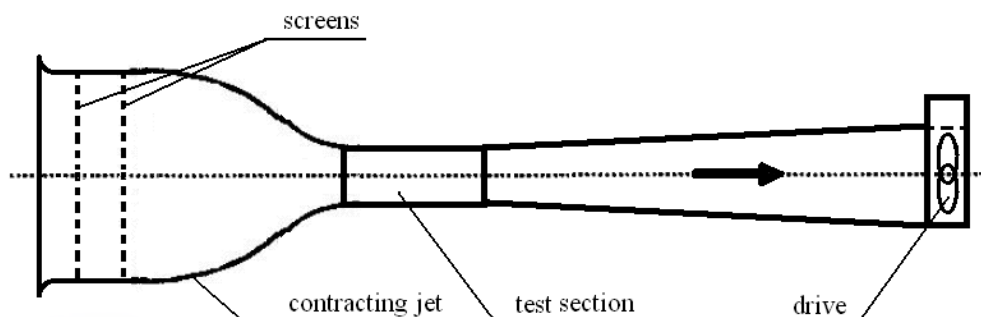
**V. Skála', M. Matějka''**

**Abstract:** *The work deals with measurement of characteristics of the synthetic jet generator. Synthetic jet mean velocity in dependence of the parameters of actuating signal (type of signal, frequency, electrical current value) and the velocity profile in the wake behind the hump with controlled boundary layer was studied. A hot wire anemometry method (HWA) measurement technique was used. Profiles of the mean velocity and turbulence intensity behind hump was evaluated. Variants with and without the synthetic jet were measured and compared.*

**Keywords:** *Boundary layer, flow control, HWA, synthetic jet, wake.*

**1. Introduction**

For the purpose of investigation of the flow with controlled boundary layer behind the aerodynamic obstacle in the laboratories of the Department of Fluid Mechanics and Thermodynamics 12112, was rebuilt sucked open wind tunnel with a closed test section, including measuring equipment with traversing device and measuring software in LabVIEW. The scheme of the wind tunnel is on Fig. 1. Synthetic jet was chosen as method of active boundary layer control.



**2. Model with synthetic jet generators**

Block of nine synthetic jet generators driven by electrodynamic actuators was used. The block is installed inside the model. The outcome of generators is connected smoothly to the top surface of the model, see Fig. 2 (the flow direction is being from left to right).

\* Ing. Vladislav Skála: Department of Fluid Mechanics and Thermodynamics 12112; CTU Prague, Technická 4, 166 07, Prague; CZ, e-mail: Vladislav.Skala@fs.cvut.cz

\*\* Ing. Milan Matějka, Ph.D.: Department of Fluid Mechanics and Thermodynamics 12112; CTU Prague, Technická 4, 166 07, Prague; CZ, e-mail: Milan.Matejka@fs.cvut.cz




Fig. 2 Model with installed synthetic jet generators in the testing section of the wind tunnel

### 3. Synthetic jet generator calibration

The calibration of the synthetic jet generator is to determine dependence of the intensity/velocity  $u_0$  of the synthetic jet on exciting frequency, type of signal and input electrical current value. Time average value of the velocity of the synthetic jet is defined:

$$u_0 = \frac{2}{T} \cdot \int_0^{\frac{T}{2}} u_0(t) \cdot dt \quad (1)$$

where  $u_0(t)$  is the instantaneous velocity generated by the synthetic jet and  $T$  is positive period of the signal.

Measuring system with hot wire probe (HWA) was used. The measuring system was realized using computer (PC) with measuring card and software in LabVIEW, to generate the jet-excitation signal and to collect measured data from the HWA device 54T30 MiniCTA, Dantec Dynamic company, stabilized power supply and one wire HWA probe.

On Fig. 3 mean velocity  $u_0$  dependence on frequency of sine type excitation signal is visible. Value of input current of the excitation signal was constant in this case. Maximum mean velocity  $u_0$  of generated synthetic jet was about 11,5 m/s. Maximum intensity of the synthetic jet for excitation frequency of 370 [Hz] was found. This corresponds to the value of cavity resonance.

On the next figure, Fig. 4, the dependence of mean velocity of the synthetic jet on input current value with sine type excitation signal for resonant frequency is shown. This characteristics is useful for wind tunnel measurements to define the input current value which corresponds to the required velocity  $u_0$  of the synthetic jet.

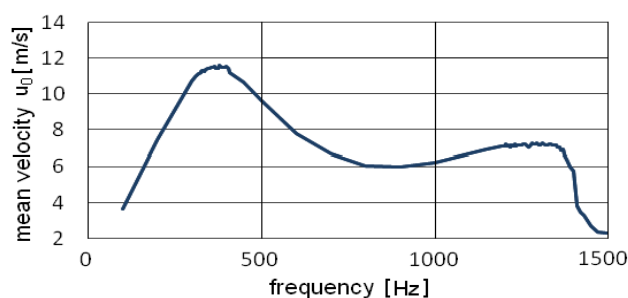


Fig. 3 Mean velocity dependence on frequency excitation signal

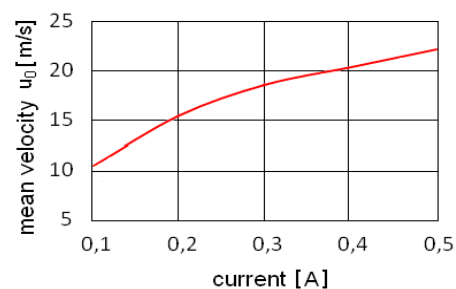


Fig. 4 Mean velocity dependence on input current for resonant frequency

#### 4. Wind tunnel measurement

The excitation signal for measurement was sine type modulated by rectangular signal. The sine type signal – carrying was created on resonant frequency of the actuator – 370 [Hz]. The square type - modulation frequency corresponds to the natural vortex shedding frequency of the flow behind the aerodynamic obstacle. That frequency can be estimated from optimal value of Strouhal number – non-dimensional frequency. Strouhal number  $St$  is defined as:

$$St = \frac{f \cdot L}{v} \quad (2)$$

where  $f$  is frequency of vortex shedding,  $L$  characteristic dimension and  $v$  fluid velocity.

Evaluated was the mean velocity value  $\bar{u}$ :

$$\bar{u}_i = \frac{1}{T} \int_0^T u_i(t) dt \quad (3)$$

and turbulence intensity  $Tu$ :

$$Tu_i = \frac{\sqrt{\overline{u_i'^2}}}{|\bar{u}_i|} \quad (4)$$

where  $\bar{u}_i$  is the mean velocity,  $\sqrt{\overline{u_i'^2}}$  is the standard deviation of velocity in the  $i$ -th point cross-section and  $T$  is positive period of the signal.

Measurement area in cross-section is marked on Fig. 5. Measurements were made with and without the synthetic jet. Both cases was compared, see Fig. 6.

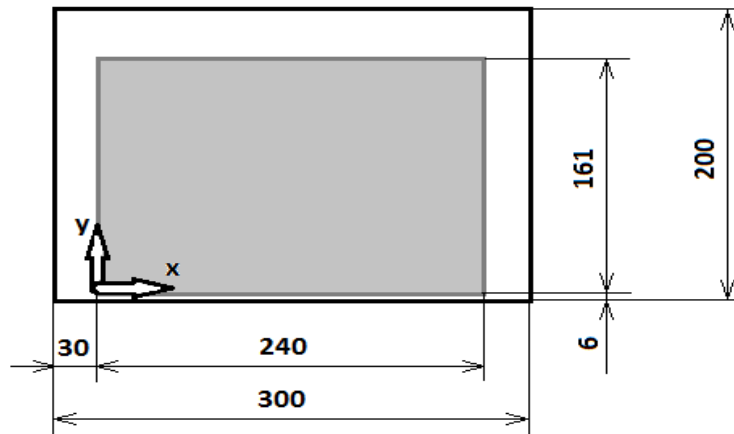


Fig. 5 Measured area in cross-section

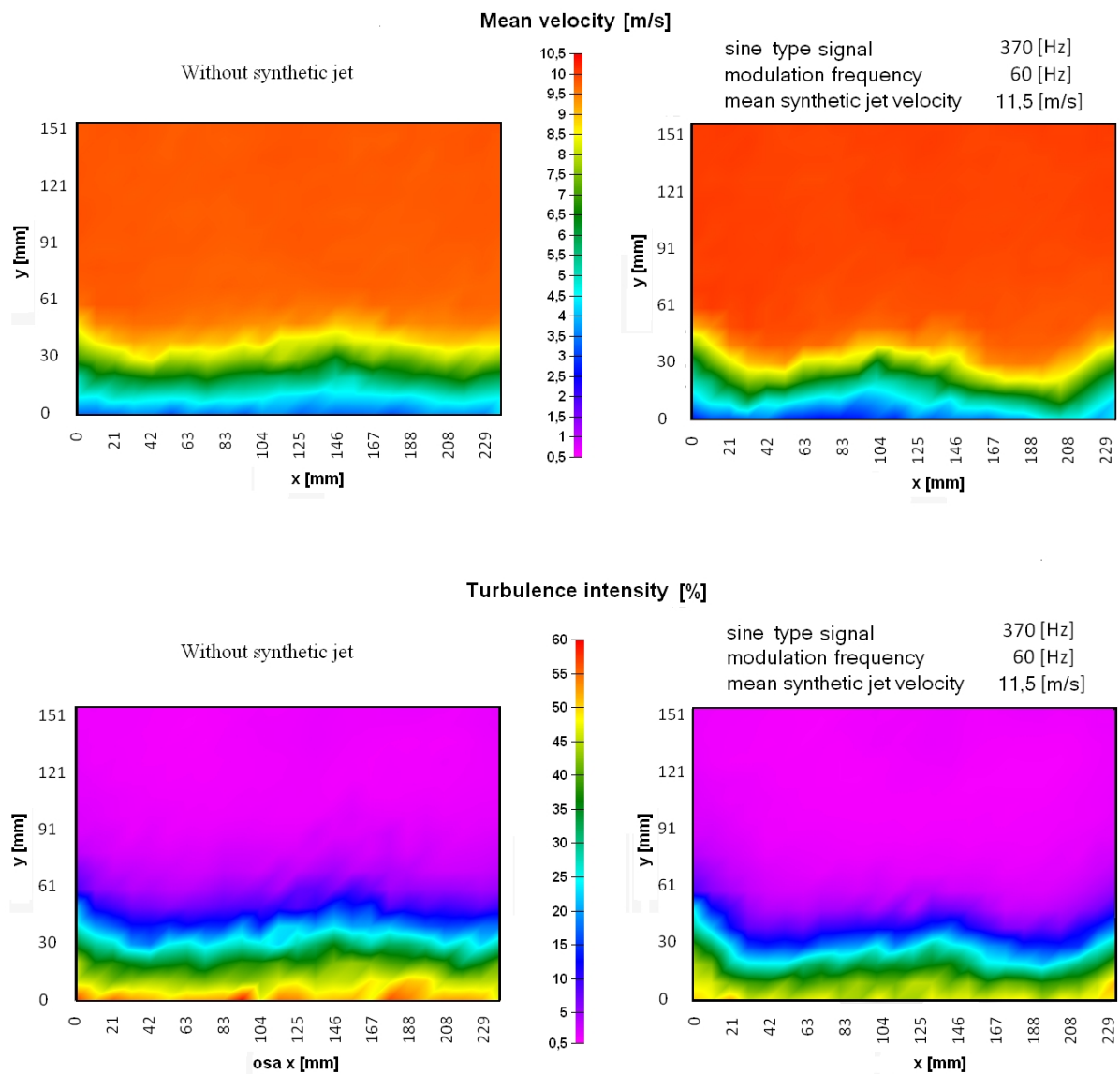


Fig. 6 Mean velocity and turbulence intensity, wind tunnel drive set on 1740 rpm

## 5. Conclusions

It was found, that the synthetic jet have positive influence on the flow. Dominant vortex structures can be observed probably in the wake behind the model. The mean velocity in non-influenced part of cross-section increased from 9,8 [m/s] in case without synthetic jet to 10,1 [m/s] i case with synthetic jet. The wake magnitude in cross-section was reduced. The maximum of turbulence intensity in the wake was decreased from 60% to 50%.

It was made introductory measurements. Following measurements in another cross-sections and advanced data processing give more interesting results. It seems, that synthetic jet is promising technique of boundary layer control.

## Acknowledgment

The work has been supported from GA of the Czech Republic 101/08/1112.

## References

- Glezer, A. (1998) *Shear flow control using fluidic actuator technology*. Georgia Institute of Technology, Georgia.
- Kundys, J, Fabián, P., Kozubková, M. (2004) *Měření žárovým anemometrem*. VŠB – TU Ostrava.
- Matějka, M. (2007) *Vliv aktivních metod řízení na smykovou vrstvu v lopatkové mříži*. Dissertation thesis, CTU Prague.
- Pick, P. (2007) *Software pro návrh generátoru syntetizovaného paprsku*. Thesis, CTU Prague.
- Skála, V. (2011) *Vliv střední rychlosti proudu na charakter úplavu za překážkou*. Thesis, CTU Prague.
- Uruba, V (2005) Flow control using synthetic jet actuators. *Engineering MECHANICS*, 1, 12, pp.41-62.