

## NONLINEAR FINITE ELEMENT ANALYSIS OF CIRCULAR REINFORCED CONCRETE COLUMNS RETROFITTED BY STEEL JACKETS

A. Guran<sup>1</sup>, M. Zakariaey<sup>2</sup>

**Abstract:** *This paper after a review of confinement methods for strengthening reinforced concrete structures uses a finite element technique to study the nonlinear behavior of circular reinforced concrete retrofitted with steel jackets under cyclic loading. Optimal thicknesses of the steel jackets are obtained and tabulated according to the geometry of columns. The numerical results are compared to experimental results of Priestley et al (1996) and Hwang and Kuo (2000).*

**Keywords:** *Steel jacket, shear strength, finite element method, reinforced concrete column.*

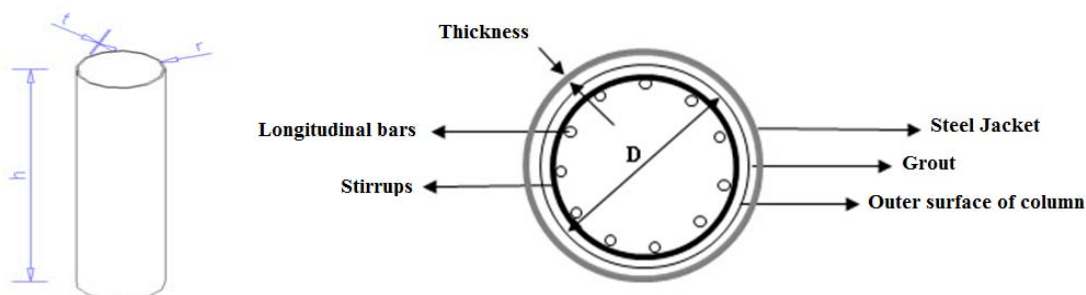
### 1. Introduction

As the reinforced concrete structures continue to age, the need for effective retrofit treatments has increased. Many building and bridge structural components no longer provide capacity sufficient to meet the required code standards. Seismic upgrading and reinforcement protection are two of the major issues requiring retrofits. Further, many aging structural members no longer provide the load capacity of the original design because of steel corrosion, concrete cracking, or other damage.

Currently applied methods for retrofitting reinforced concrete columns include steel jacketing (Priestly et al, 1994, 1996), fiber reinforced polymer (FRP) jacketing (Saeedii et al ...), and Prefabricated Cage System (PCS) reinforcement (Adam et al). All three methods have been shown to effectively increase the strength and capacity of reinforced concrete columns.

### 2. Finite Element Analysis of Circular Columns Retrofitted by Steel Jackets

Figure 1 shows the configuration of the circular concrete column retrofitted by steel jacket. The elements selected for finite element analysis using ANSYS are: 8 node element SOLID65 with 3 degrees of freedom (for concrete), 8 node element SOLID45 with 3 degrees of freedom (for steel), and 3D element TARGE 170 (for contact between concrete and jacket), bar element LINK8 (for reinforcements).



*Fig. 1: circular concrete column retrofitted by steel jacket.*

The geometry of the column and material properties of concrete, steel jacket and reinforcements are taken from Priestly et al (1994). The cyclic load applied on top of the column in horizontal direction is shown in figure 2.

<sup>1</sup> Professor, Technical University of Munich (Germany), Director, Institute of Structronic, 275 Slater Street, 9th Floor, Ottawa, Canada. Corresponding Author, ardeshir.guran@mcgill.ca

<sup>2</sup> Research Assistant, Institute of Structronic, 275 Slater Street, 9th Floor, Ottawa, Canada.

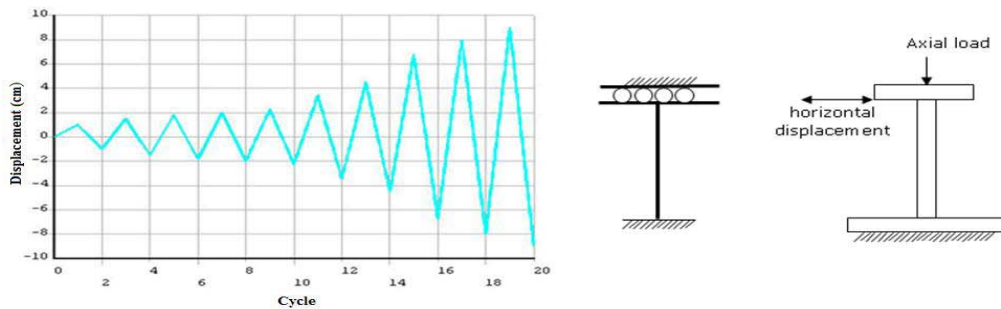


Fig. 2: Transverse loading: Horizontal Displacement control

Figure 3 shows the comparison of the finite element analysis with those of experiments by Priestley et al (1994) and by Huang Hwang and Kuo (2000).

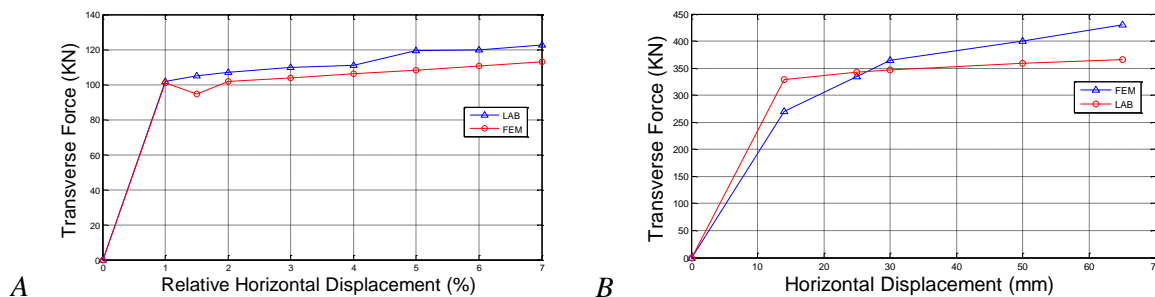


Fig. 3: A. Comparison of envelopes for FEM model and experiments (Priestley et al, 1994)

B. Comparison of envelopes for FEM model and experiments (Hwang and Kuo, 2000)

Using the fact that optimal thickness corresponds to the situation in which the yielding in steel jacket and cracks in concrete occur simultaneously together with transfer of load from concrete to steel jacket a procedure is proposed to calculate the optimum thickness of the column.

### 3. Concluding Remarks

In conclusion, the following remarks can be made. More details are given in full length version of this paper which is available in CD proceeding of conference.

1. The Steel Jackets are beneficial in Earthquake Design of structures
2. Thickness and tensile strength of steel jackets have significant influence on increasing the strength against Earthquake
3. Compressive strength of R.C has significant effects on Earthquake resistance of columns retrofitted by steel jackets
4. Effects of axial loads and reinforcement on strength of column are not drastic.
5. A procedure for determination of optimal thickness of steel jacket for maximum shear strength was proposed. The results are tabulated according to height and diameter of the columns.

### References

- Garzón-Roca, J., et al. (2011). "Behaviour of RC columns strengthened by steel caging under combined bending and axial loads." *Construction and Building Materials* 25(5): 2402-2412.
- Saiidi, M. S., F. Martinovic, et al. (2004). "Assessment of Steel and Fiber Reinforced Plastic Jackets for Seismic Retrofit of Reinforced Concrete Columns with Structural Flares." *Journal of Structural Engineering* 130(4): 609-617.
- Hwang S-J and Kuo, W-W, (2000). "Recent Advances in Seismic Retrofit of Rc Structures in Taiwan", Department of Construction Engineering National Taiwan University of Science and Technology, Taipei, Taiwan.
- Priestley, M.J.N., Seible, F., Xiao Y., and Verma R. (1994), "Steel jacket Retrofitting of Reinforced Concrete Bridge Columns for Enhanced Shear Strength", part 1,2, *ACI Structural Journal*, v.91
- Priestley, M.J.N., Seible, F. and Calvi, G.M. (1996), "Seismic Design & Retrofit of Bridges", John Wiley & Sons, INC.